


We shall learn :


- Safety at home
- Safety at school
- Safety in the playground
- Safety on the road
- First aid


3


Safety Saves


 **WARM UP**

Is it safe to play with these things? Write Yes or No :

 _____

 _____

 _____

 _____

 _____

Safety means to keep away from danger. When you sit in the front seat of your car, your parents ask you to fasten the seat belt. When you cross a road, you are advised to look carefully for any vehicle. This is only to keep us safe.

Things which happen suddenly and harm or injure us are called **accidents**. Accidents take place when we are careless.

Therefore, safety rules should be followed everywhere.

Safety at Home

Beware of electricity. It is very powerful and dangerous. An electric shock can kill a human being. Never touch electric wires and electric gadgets or switches with wet hands.



At home, there are many sharp instruments such as, knives, forks, blades and matchsticks. Use them carefully. Never play with them.

Do not leave your toys, bags, shoes, etc on the floor. You or someone else may trip over them. Don't throw fruit peels in open area, someone may slip and get hurt.

In the kitchen, never go near the gas-stove.

Boiling water can burn the skin. Hot oil can also cause bad burns.

In the bathroom, be careful of slippery floors.



Safety at school

To prevent accidents at school, follow these rules :



Do not climb or jump on the desks.



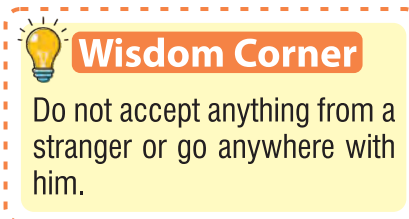
Do not use blade but a sharpener to sharpen your pencil.



Use school equipments carefully.



Do not push anybody in or outside the classroom.



Never run or take two or more steps at a time on the stairways.

Safety in the Playground

We play games to enjoy ourselves. In order to win, players sometimes break

rules and play rough. This may lead to accidents. To prevent accidents in the playground, follow these rules :



Wait for your turn.



Do not hide near bushes.



Do not play games by blind-folding a person.

Safety on the Road

We should be very careful while walking on the road.

To prevent accidents, follow these rules :

- Always walk on the footpath.
- Cross the road only at a zebra crossing .
- While crossing the road, look carefully in both directions before crossing the road.
- Never play on a busy street or on roads.
- Wherever possible, we should use subway to cross busy roads.



Never play on the road.

First Aid

First aid is the first help given to an injured person immediately after an accident. A first aid box should be kept at home and school.

Follow these points while giving first aid :

- Keep calm. Do not crowd around the injured person.
- Call for a doctor or an elder person.
- Do not let the wound bleed. Loss of blood is harmful.
- Loosely tie a clean hanky or bandage over the wound.
- Make the injured sit or lie down. Keep the wounded part high.
- Clean the wound with dettol.
- Comfort your injured friend.





Glossary

Zebra crossing

Road crossing with black and white lines

First aid

First help given to an injured person

First aid box

A box that has antiseptic lotion like dettol, bandages, pain killer, antiseptic cream, etc.

Question Hour-I



A Tick (✓) the correct answer :

1. Never play with :

(a) matchsticks

(b) toys

(c) balls

2. We should sharpen our pencil with a :

(a) blade

(b) sharpener

(c) knife

3. Do not play :

(a) at home

(b) at playground

(c) on the road

4. Safety rules should be followed :

(a) only in school

(b) only on road

(c) everywhere

B Fill in the blanks with correct words :

crowd, fight, powerful, fruits, wet, careless

1. Accident takes place when people are _____ .

2. Do not touch electrical gadgets with _____ hands.

3. Electricity is very _____ and dangerous.

4. In the playground, do not _____ with others.

5. Do not taste _____ of wild plants.

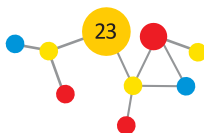
6. Do not _____ around the injured person.

C Tick (✓) the correct word :

1. Accidents occur when one is careless/careful.

2. You should walk/run on the stairs with care.

3. Children should play on the road/playground.



- Walk on the footpath/zebra crossing.
- First aid is the first help/rest given to the injured person.

D Name one safety rule you should follow at each place :

- At home : _____
- At school : _____
- In the playground : _____
- On the road : _____

E Answer the following questions :

- What is safety?
- Why do accidents occur?
- Name some dangerous things found in a house.
- How can you prevent accidents in the classroom?
- What should you do before you cross a busy road?
- What is first aid?
- What should you do if someone is injured?

Think Beyond HOTS 

- You should always wear a helmet while riding a motor cycle. Why?
- What precautions should you take while playing on the terrace?

Question Hour-II 

Tick (✓) the activities we must do and cross (X) the ones we must not :



Fun to Drill



Have a safety day in class. Divide the class into four groups. Each group will make charts on safety rules and display them on the notice-board.

- Group 1 : Safety at home
- Group 2 : Safety in the classroom
- Group 3 : Safety in the playground
- Group 4 : Safety on the road


Fun to Act



1. Prepare a first aid kit :

A first aid kit should always be kept at home. It contains a variety of items that can be used to treat minor injuries. Take a small card or a plastic box. Cover it with white paper. Draw a symbol of '+' with a brush in red colour. Put the following items in the box :

Adhesive, Dettol, Burnol, Band-aid, Gauze, Cotton, Scissors.



2. Make a model of a traffic signal using thermocol, glue, a pair of scissors and coloured paper. Take help from an adult while using the scissors.